


How do I get my results?

Our partners at S&G Labs Hawaii use a secured HIPAA compliant portal to store your results. Registration requires a few simple steps that will ensure your results are available to you as soon as they are ready to be viewed.

Step One: Locate the Registration email.

S&G Labs Patient Portal Enrollment and Registration Information

 portal@labnexus.net
To: your email address

Dear test, Test,

You have been enrolled into our Patient Portal web service. Please keep this email for your records.

You are now eligible to create a user account to access and view your lab results and also link your family members to your user account.

To register you must provide registration code below and match the information of the patient during your user account setup for security.

Enrollment Date: 7/20/2020
Registration Code: 7884DBAA
Registration Expiry: 8/19/2020
Registration URL: [Click Here](https://sandglabs.labnexus.net/portal/registration.aspx) or copy the link in your browser <https://sandglabs.labnexus.net/portal/registration.aspx>
The registration code above expires in 30 days as shown above.

If you have questions about being enrolled, being unenrolled, registration, or you would like to request more time to enroll please contact us directly 75-240 Nani-Kailua Drive Suite 5A, Kailua, HI, 96740 (808) 329-9675

Sincerely,
S&G Labs

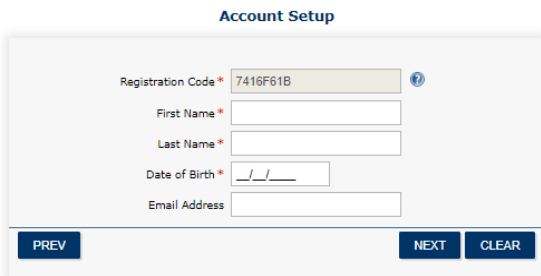
Please do not reply to this email.

If you are not the intended recipient of this email please delete this email immediately.

Check your email account for your registration code from email address: portal@labnexus.net. If you do not see this email please check your spam folder.

If you still can not find the email contact COVID Free Hawaii by phone: 808-900-7474

Step Two: Follow the link in the email and use the registration code to link your account.



Account Setup

Registration Code * 7416F61B ?

First Name *

Last Name *

Date of Birth *

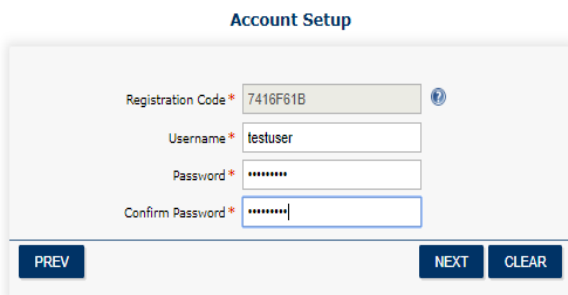
Email Address

The registration code used to access your results can be found in the email mentioned in step one.

This code is **NOT** the same number as your pre-registration code (PR-#####).

The name and date of birth must match the information we have in our system to successfully link your account.

Step Three: Enter your personal account information. Please write this information down. It is specific to your account. Our facilities are unable to view or change this information.



Account Setup

Registration Code * 7416F61B ?

Username * testuser

Password *

Confirm Password *



Account Security Questions

Registration Code * 7416F61B ?

Security Question 1 * What was your childhood nickname ?

Security Answer 1 * test answer 1

Security Question 2 * What school did you attend ?

Security Answer 2 * test answer 2

Security Question 3 * What street did you live on in childhood ?

Security Answer 3 * test answer 3

How do I get my results?

Step Four: Agree to the terms and conditions

Terms & Agreement

Registration Code * 7416F61B

Terms of Service and Use for the CGM LabNexus Patient Portal®

IMPORTANT -- READ CAREFULLY:

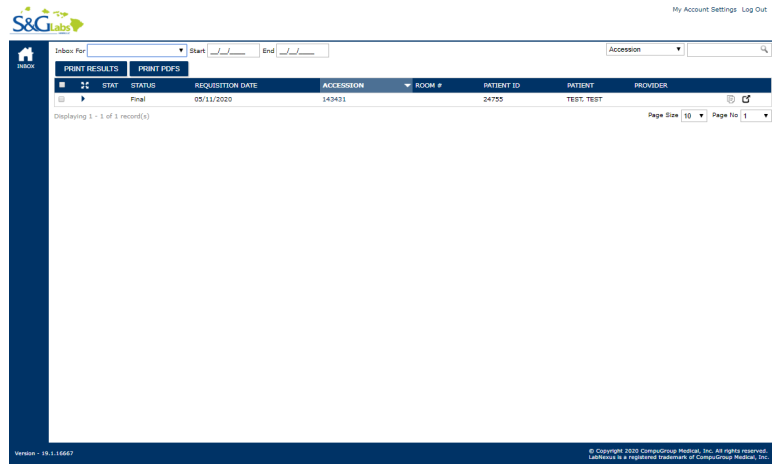
The CGM LabNexus Patient Portal ("Patient Portal") provides secure, private access to your personal health information. Upon first use of Patient Portal, other than your initial review of this page, you agree to comply with this Terms of Service and Use.

CompuGroup Medical, Inc., a Delaware corporation with its principal place of business at 3300 N. Central Ave., Ste. 2100, Phoenix, AZ 85012, ("CGM") reserves the right to update or change the Terms of Service and Use, at any time and for any reason, by posting the modified Terms of Service and Use on this website. By using Patient Portal, you attest that access has been given to you by a licensee of a CGM electronic health records system.

Permitted Uses and Restrictions on Use. Patient Portal provides a convenient and easy way for you to review your personal health information. Patient Portal may only be used for viewing your health records and related health data. CGM is in no way responsible for the accuracy or the adequacy of reviewed information. By using Patient Portal, you agree, understand and acknowledge (i) you have not established a legal relationship with CGM; and (ii) CGM is not providing medical or treatment related advice to you. You acknowledge that you are solely responsible for taking steps to protect yourself from unauthorized use of online communications, such as, among other things, keeping your password confidential.

PREV ACCEPT REJECT

Step Five: Use the "Print PDFs" button or paper icon to view or print your results



My Account Settings Log Out

Job(s) For: Start: End: Accession

PRINT RESULTS PRINT PDFS

ID	START	STATUS	REQUESTION DATE	ACCESSION	ROOM #	PATIENT ID	PATIENT	PROVIDER
1	Final		05/11/2020	143431		24755	TEST TEST	

Displaying 1 - 1 of 1 record(s)

Page Size: Page No: 1

© Copyright 2020 CompuGroup Medical, Inc. All rights reserved. LabNexus is a registered trademark of CompuGroup Medical, Inc.

Results will open in a separate tab. Please check that your browser has not blocked the new tab from opening. This is often indicated by a red icon appearing in the top right corner of your browsing window.

Step Six: Return to the portal later if your results are not available yet

Sign in with your Account

Username Register As New User
Forgot Your Password?

SIGN IN

To log in **after registering** navigate to the following website:
<https://sandglabs.labnexus.net/portal/login.aspx>
 and use the account information that was set up during registration to login.